



Thermal Performance Data

*ENERGY STAR performance is based on Residential NFRC sizes:		
Climate	U-Value	SHGC
N=Northern	0.30 and below	any
N=Northern	=0.31	0.35 and below
N=Northern	=0.32	0.40 and below
NC=North Central	0.32 and below	0.40 and below
SC=South Central	0.35 and below	0.30 and below
S=Southern	0.60 and below	0.27 and below


Classic Fit Double Hung

Product Type	Glazing Options			Residential NFRC 48" x 60"				ENERGY STAR Energy Star
	Glazing Thickness	Spacer	Glazing Type	U-Value	R-Value	Solar Heat Gain	Visible Light Transmittance	
Without Grilles	DSB	Duraseal	Insul Low E	0.36	2.78	0.25	0.47	S
	3/16"	Duraseal	Insul Low E	0.38	2.63	0.25	0.46	S
	1/4"	Duraseal	Insul Low E	0.41	2.44	0.25	0.45	S
	DSB	Duraseal	Insul Low E w/Argon Gas	0.33	3.03	0.25	0.47	SC,S
	3/16"	Duraseal	Insul Low E w/Argon Gas	0.34	2.94	0.25	0.46	SC,S
	1/4"	Duraseal	Insul Low E w/Argon Gas	0.37	2.70	0.25	0.45	S
	DSB	Duralite	Ins Plk LowE/Guardian RLE LowE	0.30	3.33	0.24	0.42	N,NC,SC,S
	DSB	Duralite	Ins Plk LowE/Guardian RLE LowE w/Argon	0.28	3.57	0.24	0.42	N,NC,SC,S
With Grilles (Standard 0.75")	DSB	Duraseal	Insul Low E	0.36	2.78	0.23	0.41	S
	3/16"	Duraseal	Insul Low E	0.40	2.50	0.23	0.40	S
	1/4"	Duraseal	Insul Low E	0.45	2.22	0.23	0.40	S
	DSB	Duraseal	Insul Low E w/Argon Gas	0.33	3.03	0.22	0.41	SC,S
	3/16"	Duraseal	Insul Low E w/Argon Gas	0.36	2.78	0.22	0.40	S
	1/4"	Duraseal	Insul Low E w/Argon Gas	0.41	2.44	0.22	0.40	S
	DSB	Duralite	Ins Plk LowE/Guardian RLE LowE	0.30	3.33	0.21	0.37	N,NC,SC,S
	DSB	Duralite	Ins Plk LowE/Guardian RLE LowE w/Argon	0.28	3.57	0.21	0.37	N,NC,SC,S


Brighton Double Hung

Product Type	Glazing Options			Residential NFRC 48" x 60"				ENERGY STAR Energy Star
	Glazing Thickness	Spacer	Glazing Type	U-Value	R-Value	Solar Heat Gain	Visible Light Transmittance	
Without Grilles	DSB	Duralite	Insul Low E	0.35	2.86	0.26	0.48	SC,S
	3/16"	Duraseal	Insul Low E	0.39	2.56	0.26	0.47	S
	1/4"	Duraseal	Insul Low E	0.42	2.38	0.26	0.47	S
	DSB	Duralite	Insul Low E w/Argon Gas	0.32	3.13	0.26	0.48	N,NC,SC,S
	3/16"	Duraseal	Insul Low E w/Argon Gas	0.35	2.86	0.25	0.47	SC,S
	1/4"	Duraseal	Insul Low E w/Argon Gas	0.38	2.63	0.26	0.47	S
	DSB	Duralite	Ins Plk LowE/Guardian RLE LowE	0.30	3.33	0.24	0.44	N,NC,SC,S
	DSB	Duralite	Ins Plk LowE/Guardian RLE LowE w/Argon	0.28	3.57	0.24	0.44	N,NC,SC,S
With Grilles (Standard 0.75")	DSB	Duralite	Insul Low E	0.35	2.86	0.23	0.43	SC,S
	3/16"	Duraseal	Insul Low E	0.41	2.44	0.23	0.42	S
	1/4"	Duraseal	Insul Low E	0.46	2.17	0.23	0.41	S
	DSB	Duralite	Insul Low E w/Argon Gas	0.32	3.13	0.23	0.43	N,NC,SC,S
	3/16"	Duraseal	Insul Low E w/Argon Gas	0.37	2.70	0.23	0.42	S
	1/4"	Duraseal	Insul Low E w/Argon Gas	0.41	2.44	0.23	0.41	S
	DSB	Duralite	Ins Plk LowE/Guardian RLE LowE	0.30	3.33	0.22	0.39	N,NC,SC,S
	DSB	Duralite	Ins Plk LowE/Guardian RLE LowE w/Argon	0.28	3.57	0.22	0.39	N,NC,SC,S


Brighton Awning

		Glazing Options			Residential NFRC 60" x 24"				
Product Type	Glazing Thickness		Glazing Type	U-Value	R-Value	Solar Heat Gain	Visible Light Transmittance	ENERGY STAR	
								Energy Star	
Without Grilles	DSB	Duralite	Insul Low E	0.36	2.78	0.25	0.46	S	
	3/16"	Duraseal	Insul Low E	0.40	2.50	0.25	0.45	S	
	1/4"	Duraseal	Insul Low E	0.43	2.33	0.25	0.45	S	
	DSB	Duralite	Insul Low E w/Argon Gas	0.33	3.03	0.25	0.46	SC,S	
	3/16"	Duraseal	Insul Low E w/Argon Gas	0.36	2.78	0.25	0.45	S	
	1/4"	Duraseal	Insul Low E w/Argon Gas	0.39	2.56	0.25	0.45	S	
	DSB	Duralite	Ins Plk LowE/Guardian RLE LowE	0.33	3.03	0.24	0.42	SC,S	
	DSB	Duralite	Ins Plk LowE/Guardian RLE LowE w/Argon	0.30	3.33	0.24	0.42	N,NC,SC,S	
With Grilles (Standard 0.75")	DSB	Duralite	Insul Low E	0.36	2.78	0.23	0.41	S	
	3/16"	Duraseal	Insul Low E	0.42	2.38	0.23	0.41	S	
	1/4"	Duraseal	Insul Low E	0.46	2.17	0.23	0.40	S	
	DSB	Duralite	Insul Low E w/Argon Gas	0.33	3.03	0.23	0.41	SC,S	
	3/16"	Duraseal	Insul Low E w/Argon Gas	0.38	2.63	0.23	0.41	S	
	1/4"	Duraseal	Insul Low E w/Argon Gas	0.42	2.38	0.23	0.40	S	
	DSB	Duralite	Ins Plk LowE/Guardian RLE LowE	0.33	3.03	0.22	0.38	SC,S	
	DSB	Duralite	Ins Plk LowE/Guardian RLE LowE w/Argon	0.30	3.33	0.22	0.38	N,NC,SC,S	


Brighton Casement

		Glazing Options			Residential NFRC 24" x 60"				
Product Type	Glazing Thickness		Glazing Type	U-Value	R-Value	Solar Heat Gain	Visible Light Transmittance	ENERGY STAR	
								Energy Star	
Without Grilles	DSB	Duralite	Insul Low E	0.35	2.86	0.25	0.46	S	
	3/16"	Duraseal	Insul Low E	0.39	2.56	0.25	0.45	S	
	1/4"	Duraseal	Insul Low E	0.42	2.38	0.25	0.45	S	
	DSB	Duralite	Insul Low E w/Argon Gas	0.32	3.13	0.25	0.46	SC,S	
	3/16"	Duraseal	Insul Low E w/Argon Gas	0.35	2.86	0.25	0.45	SC,S	
	1/4"	Duraseal	Insul Low E w/Argon Gas	0.38	2.63	0.25	0.45	S	
	DSB	Duralite	Ins Plk LowE/Guardian RLE LowE	0.31	3.23	0.24	0.42	N,NC,SC,S	
	DSB	Duralite	Ins Plk LowE/Guardian RLE LowE w/Argon	0.29	3.45	0.23	0.42	N,NC,SC,S	
With Grilles (Standard 0.75")	DSB	Duralite	Insul Low E	0.35	2.86	0.23	0.41	S	
	3/16"	Duraseal	Insul Low E	0.41	2.44	0.23	0.41	S	
	1/4"	Duraseal	Insul Low E	0.45	2.22	0.23	0.40	S	
	DSB	Duralite	Insul Low E w/Argon Gas	0.32	3.13	0.23	0.41	SC,S	
	3/16"	Duraseal	Insul Low E w/Argon Gas	0.37	2.70	0.23	0.41	S	
	1/4"	Duraseal	Insul Low E w/Argon Gas	0.41	2.44	0.23	0.40	S	
	DSB	Duralite	Ins Plk LowE/Guardian RLE LowE	0.31	3.23	0.22	0.38	N,NC,SC,S	
	DSB	Duralite	Ins Plk LowE/Guardian RLE LowE w/Argon	0.29	3.45	0.21	0.38	N,NC,SC,S	


Brighton Casement Picture Window

		Glazing Options		Residential NFRC 48" x 60"				
Product Type	Glazing Thickness		Glazing Type	U-Value	R-Value	Solar Heat Gain	Visible Light Transmittance	ENERGY STAR
Without Grilles	DSB	Duralite	Insul Low E	0.32	3.13	0.29	0.54	N,NC,SC
	3/16"	Duralite	Insul Low E	0.35	2.86	0.29	0.53	SC
	DSB	Duralite	Insul Low E w/Argon Gas	0.29	3.45	0.29	0.54	N,NC,SC
	3/16"	Duralite	Insul Low E w/Argon Gas	0.31	3.23	0.29	0.53	N, NC, SC
	1/4"	Duraseal	Insul Low E w/Argon Gas	0.35	2.86	0.29	0.53	SC, S
	DSB	Duralite	Ins Plk LowE/Guardian RLE LowE	0.28	3.57	0.27	0.49	N,NC,SC,S
	DSB	Duralite	Ins Plk LowE/Guardian RLE LowE w/Argon	0.25	4.00	0.27	0.49	N,NC,SC,S
	3/16"	Duralite	Ins Plk LowE/Guardian RLE LowE	0.31	3.23	0.24	0.44	N,NC,SC,S
With Grilles (Standard 0.75")	3/16"	Duralite	Ins Plk LowE/Guardian RLE LowE w/Argon	0.27	3.70	0.27	0.49	N,NC,SC,S
	DSB	Duralite	Insul Low E	0.32	3.13	0.26	0.48	N,NC,SC,S
	3/16"	Duralite	Insul Low E	0.38	2.63	0.26	0.47	S
	1/4"	Duraseal	Insul Low E	0.44	2.27	0.26	0.47	S
	DSB	Duralite	Insul Low E w/Argon Gas	0.29	3.45	0.26	0.48	N,NC,SC,S
	3/16"	Duralite	Insul Low E w/Argon Gas	0.31	3.23	0.26	0.47	N,NC,SC,S
	1/4"	Duraseal	Insul Low E w/Argon Gas	0.39	2.56	0.26	0.47	S
	DSB	Duralite	Ins Plk LowE/Guardian RLE LowE	0.28	3.57	0.25	0.44	N,NC,SC,S
	DSB	Duralite	Ins Plk LowE/Guardian RLE LowE w/Argon	0.25	4.00	0.25	0.44	N,NC,SC,S
	3/16"	Duralite	Ins Plk LowE/Guardian RLE LowE	0.31	3.23	0.22	0.39	N,NC,SC,S
3/16"	Duralite	Ins Plk LowE/Guardian RLE LowE w/Argon	0.30	3.33	0.27	0.49	N,NC,SC,S	

Brighton Double Hung Picture Window

		Glazing Options		Residential NFRC 48" x 60"				
Product Type	Glazing Thickness		Glazing Type	U-Value	R-Value	Solar Heat Gain	Visible Light Transmittance	ENERGY STAR
Without Grilles	DSB	Duraseal	Insul Low E	0.35	2.86	0.29	0.54	SC
	DSB	Duraseal	Insul Low E w/Argon Gas	0.31	3.23	0.28	0.54	N,NC,SC
	3/16"	Duraseal	Insul Low E w/Argon Gas	0.32	3.13	0.28	0.53	N,NC,SC
With Grilles (Standard 0.75")	DSB	Duraseal	Insul Low E	0.35	2.86	0.26	0.48	SC,S
	3/16"	Duraseal	Insul Low E	0.40	2.50	0.26	0.47	S
	1/4"	Duraseal	Insul Low E	0.45	2.22	0.26	0.46	S
	DSB	Duraseal	Insul Low E w/Argon Gas	0.31	3.23	0.26	0.48	N,NC,SC,S
	3/16"	Duraseal	Insul Low E w/Argon Gas	0.35	2.86	0.26	0.47	SC,S
	1/4"	Duraseal	Insul Low E w/Argon Gas	0.40	2.50	0.26	0.46	S

Brighton Direct Set Picture Window

		Glazing Options		Residential NFRC 48" x 60"				
Product Type	Glazing Thickness		Glazing Type	U-Value	R-Value	Solar Heat Gain	Visible Light Transmittance	ENERGY STAR
Without Grilles	DSB	Duraseal	Insul Low E	0.32	3.13	0.33	0.62	N,NC
	DSB	Duraseal	Insul Low E w/Argon Gas	0.28	3.57	0.32	0.62	N,NC
	3/16"	Duraseal	Insul Low E w/Argon Gas	0.30	3.33	0.32	0.61	N,NC
With Grilles (Standard 0.75")	DSB	Duraseal	Insul Low E	0.32	3.13	0.30	0.56	N,NC,SC
	DSB	Duraseal	Insul Low E w/Argon Gas	0.28	3.57	0.30	0.56	N,NC,SC
	3/16"	Duraseal	Insul Low E w/Argon Gas	0.32	3.13	0.29	0.55	N,NC,SC